



Part of Ant Group Ltd

## Choosing the Right Static Bag

### BACKGROUND

Most people are aware of the effects of static electricity in general terms; that scuffing shoes on carpet and touching a person or metal door handle can produce a small shock. The use of a tumble dryer will often cause a “static cling”, but few people are aware of the damage that the static electricity behind these common events can cause on modern electronic circuits and devices.

As electronic circuits and their connecting pathways have reduced in size over the years, their susceptibility to damage from static electricity has increased. Protective handling and packaging techniques have been adopted by the electronics industry from the chip foundry to the production floor to the field service arena.

### ESD / ANTI STATIC BAGS

One of the most preventative measures used against ESD is the anti static bag. The use of such bags began in the 1960's with the introduction of “pink poly” bags. Static shielding bags followed in the late 1970's, and whilst originally used in the military, moisture barrier bag usage has increased dramatically in Surface Mount Technology over recent years.

### STATIC THREATS

Electronic devices should be protected from 3 primary threats:

**1. Direct Discharge (ESD):**

A discharge directly to a bag can subject the device inside to very high current, melting or fusing the circuit.

**2. Static Fields:**

Fields can induce destructive currents in circuit conductors. Field differentials can break down the circuit dielectric.

**3. Tribocharging:**

Friction between the bag and device can produce damaging static voltage and fields.

### TESTING OF PROTECTION

The static shielding test, EIA 541 Appendix E, applies a direct discharge to a bag. An oscilloscope connected to a sensor inside the bag measures the amount of voltage that penetrates the bag. This test also addresses the field threat. Fields are generated by the discharge to the outside of the bag, fields that penetrate the bag are represented with a voltage measurement.

Tribocharging tests are difficult to perform and data from bag specs are only to be used as a benchmark, as they may not show how a material will perform in use.

Surface resistivity is an indication of a material's ability to allow static to move around / dissipate. Note, this does not necessarily suggest low tribocharging.



Part of Ant Group Ltd

## Choosing the Right Static Bag

### 'PINK' ANTI STATIC BAGS OR DISSIPATIVE POLY BAGS

The pink anti static or poly bag dissipates static charge to ground keeping static charge from building up on the package or device. The material is anti static and therefore should not charge up when rubbed against other materials. Pink poly's resistivity is in the dissipative range and is usually around  $10^9$  to  $10^{11}$ .

Please note that these bags have no shielding ability. A static field or discharge occurring outside the bag will penetrate the bag and damage electronics inside.

Pink poly bags are constructed from polyethylene that has been loaded or surface coated with a chemical antistat. See Fig. 1.

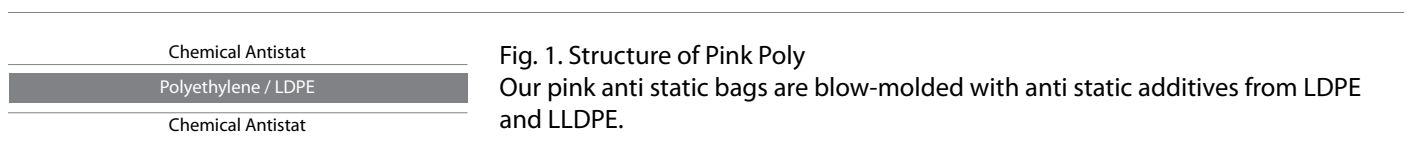


Fig. 1. Structure of Pink Poly

Our pink anti static bags are blow-molded with anti static additives from LDPE and LLDPE.

The pink color is a colorant added to differentiate static control materials from standard packaging. In the past, a reactive form of amine was used in the chemical antistat causing oxidation of some metals and stress cracks in some plastics. The pink color is some times incorrectly associated with this amine type antistat. Some manufacturers switched to amide based antistats and removed the pink color in response to customer requests.

Poly bags are also be known as "TYPE II" bags from the U.S. military standard MIL-B-81705.

### USES: FOR ITEMS THAT HAVE NO STATIC SUSCEPTIBILITY.

Their primary use is to package support or processing materials that will be in close proximity to static sensitive devices. This keeps static generating packaging materials away from sensitive areas.

### BLACK CONDUCTIVE POLY BAGS

Black poly is very conductive, usually about  $10^3$  -  $10^4$  and dissipates quickly. Unfortunately the speed of this dissipation also means that a charged person or object can 'spark' to its surface. The primary objective in static control is to transfer charges at a slow enough rate to avoid sparks, but not too slow so as to allow a build up of static. As black poly is conductive it does provide a small measure of shielding (<30%), however there is no dielectric layer to isolate a device inside. The charge may be transferred through the volume of the material to the device instead of around the material to ground.

Black poly bags are a polyethylene plastic that is volume loaded with a conductive form of carbon. The material is black and opaque in appearance. See Fig. 2.

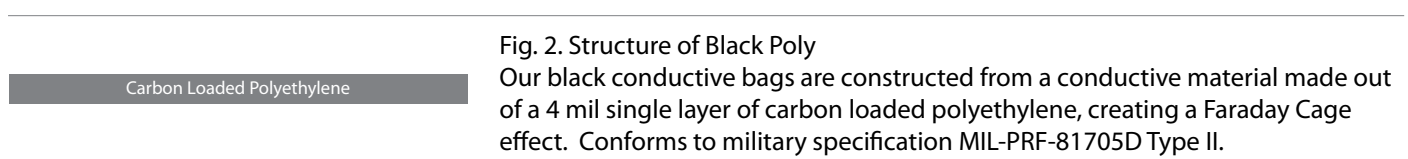


Fig. 2. Structure of Black Poly

Our black conductive bags are constructed from a conductive material made out of a 4 mil single layer of carbon loaded polyethylene, creating a Faraday Cage effect. Conforms to military specification MIL-PRF-81705D Type II.

**USES:** Black poly bags are normally used as a bridge between pink poly and shielding bags as they are slightly lower in cost and offer some shielding as opposed to none with pink poly. Black poly bags are opaque in appearance and therefore the bag's contents must be removed for identification purposes creating a opportunities for static damage.



Part of Ant Group Ltd

## Choosing the Right Static Bag

### SHIELDING BAGS

Shielding bags provide similar dissipative and antistatic properties of the poly bag but add a metal shield and polyester dielectric to stop static from entering the bag. The test for shielding demonstrates the difference between the various bags. Shield bags will generally stop 97% of a 1,000 volt pulse applied to the outside of the bag from reaching the inside and its contents whereas pink poly stops only about 10% and black poly about 30%.

Static shielding or metal shield bags consist of several layers. From the interior to the exterior the layers are: dissipative poly laminated (glued) to aluminized polyester. The outside dissipative layer has an antistat coating. The metal is vapour deposited in a vacuum chamber. Aluminum is most commonly used in this process, with nickel and copper also being used. This structure, with the metal between two layers of plastic, is called "buried metal" or "metal-in".

In a "surface metal" or "metal-out" structure, the poly is laminated to the polyester with the metal on top. There is an abrasion coating on the metal. The metal generally used is nickel and it is sputtered instead of vapour deposited. See Fig. 3 and 4.

Fig. 3. Structure of a Metal In Shield Bag.

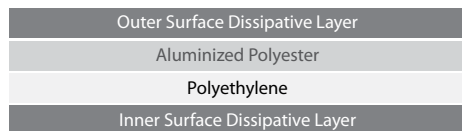
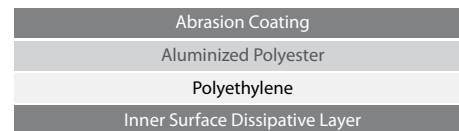


Fig.4. Structure of a Metal Out Shield Bag.



Our bags are manufactured from industry approved polyester and polyethylene laminates. The polyester dielectric works with the metal layer to provide a Faraday effect, the metal layer preventing penetration from damaging electrostatic fields. The specially processed polyethylene keeps tribocharging to a minimum.

The metal-in bag offers better protection of the transparent metal shield by placing it between two plastic layers. The metal-out bag has a conductive outer surface providing fast charge dissipation, however like the black poly bag it can be sparked to.

Shielding bags are often referred to as TYPE III under MIL-B-81705C.

**USES: STATIC SHIELD BAGS SHOULD BE USED FOR ALL ELECTRONIC COMPONENTS, BOARDS AND ASSEMBLIES.**



Part of Ant Group Ltd

## Choosing the Right Static Bag

### MOISTURE BARRIER BAGS

Moisture barrier bags provide dissipation, antistatic properties, static shielding, and add a moisture vapor barrier protecting moisture sensitive items and improving long term storage.

Moisture barrier bags are similar in structure to the shield bags, but are typically much stronger. There are 2 types of construction “foil and tyvek” (Fig. 5.) and “heavy metallisation” (Fig. 6.).

Fig. 5. Structure of a Foil Barrier Bag.

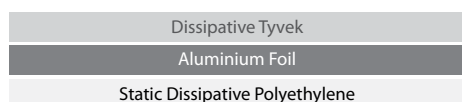
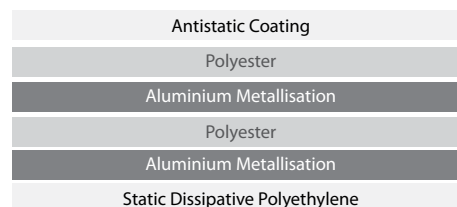


Fig. 6. Structure of a Metallised Barrier.



The heavy metallisation structure is essentially that of a shielding bag but with opaque, thick layers of metallisation. Nylon is regularly used in place of Tyvek or polyester, providing the needed strength at a lower cost than Tyvek.

The moisture barrier bag is also referred to as MIL-B-81705 TYPE I.

**USES: WHEN BARRIER PROTECTION IS NEEDED OR MAXIMUM SHIELDING PROTECTION IS DESIRED WITHOUT TRANSPARENCY BEING AN ISSUE.**

### SUMMARY

Static protective bags should be used as part of a static control program. Selecting the appropriate bag can help reduce static damage and save money on costly repairs and rework. The cost of static protective packaging is insignificant when compared to the protection it affords the costly items placed in the package.

### PICKING THE RIGHT BAG

- Use static shielding or moisture barrier bags for all electronic circuits.
- Use pink poly for non-electronic parts and production goods that must be near electronics.
- Use bags as part of a full static control program.

### BAG SOURCING

Key things to remember when sourcing bags:

- The least expensive bag may not be the best investment. Look for a product that works for its application. Materials and bags should be tested by the manufacturer before shipping. Look at a supplier's quality program, material traceability, and test standards.
- Consider the supply chain; stability and delivery.
- A large selection of standard sizes, (more than 100) will keep you from paying for custom sizes.
- Look for technical depth to support the product.
- Finally, after the aforementioned issues are addressed, consider the price.



Part of Ant Group Ltd

## Choosing the Right Static Bag

### GLOSSARY OF TERMS

**Electrostatic Charge** is an electrical charge at rest.

**Electrostatic Discharge (ESD)** is the transfer of static charge between two objects at different potentials.

**Electrostatic Discharge Sensitive (ESDS)** refers to a device that is sensitive to ESD.

**Antistat** is a chemical that makes a surface able to resist charging. Most antistats, when applied to plastic, attract water (humidity) from the air creating a moisture layer on the surface of the plastic that can conduct electricity. Some more modern antistats contain different chemical arrangements that carry their own water with them.

**Tribocharging** is when 2 objects are rubbed together and separated causing a charge, eg when a person walks across a carpet and then sparks to a door handle, the person's contact and separation with the carpet charged them.

**Antistatic** refers to a material's ability to resist generating a charge by friction (tribocharging). Antistats can create an antistatic surface by increasing the surface's lubricity.

**Static Dissipative** materials can conduct static across their surface or through their volume to a ground point.

**Insulative materials** have a resistivity of more than  $10^{12}$  ohms and should not be used in an EPA environment.

**Dissipative materials** have a resistivity of more than  $10^5$  and less than  $10^{12}$  and should be used for intimate contact with electronics.

**Conductive materials** are defined as having a resistivity of less than  $10^5$ . Note to be considered static shielding they should have a resistivity of  $10^2$  or less.

**Shielding materials** will shield electronics from electrostatic voltages and fields. Please note that these ranges apply to static control and not to general electronics. The ranges (except for the  $10^2$  shielding value) are from the EIA 541 and from the U.S. military MIL-HDBK- 263.